

FREE PATTERN

AUTUMN SOFA THROW



Pattern Credit : Yarnspiration

AUTUMN SOFA THROW



ABBREVIATIONS:

Approx = Approximate(ly)

Ch = Chain(s)

Rep = Repeat

Rnd(s) = Round(s)

Sc = Single crochet

Sc2(3)tog = Draw up a loop in each of next 2(3) stitches. Yoh and draw through all loops on hook

Sl st = Slip stitch

St(s) = Stitch(es)

Tog = Together

Yoh = yarn over hook



EASY

MEASUREMENTS

Approx 47" x 62" [119.5 x 157.5 cm].

GAUGE

12 sc and 13 rows = 4" [10 cm].

Motif = Approx 5" [12.5 cm] square.

INSTRUCTIONS

Motif 1: With MC, ch 2.

1st row: 3 sc in 2nd ch from hook. Turn.

2nd row: Ch 1. 2 sc in first sc. 1 sc in next sc. 2 sc in last sc. Turn. 5 sc.

3rd row: Ch 1. 1 sc in each sc to end of row. Turn.

4th to 8th rows: Ch 1. 2 sc in first sc. 1 sc in each sc to last sc. 2 sc in last sc. Turn. 15 sc at end of last row.

9th row: As 3rd row.

10th to 12th rows: As 4th row. 21 sc at end of last row.

13th row: As 3rd row. Join Color 2. Break MC.

14th row: With Color 2, as 3rd row.

15th to 17th rows: Ch 1. Sc2tog. 1 sc in each sc to last 2 sc. Sc2tog. Turn. 15 sts at end of last row.

18th row: Ch 1. 1 sc in each sc to end of row. Turn.

19th to 23rd rows: As 15th row. 5 sts at end of last row.

24th row: As 3rd row.

25th row: Ch 1. Sc2tog. 1 sc in next sc. Sc2tog. Turn. 3 sts.

26th row: Sc3tog. Fasten off.

Make 48 Motifs: 16 each with A, B and C as Color 2.

AUTUMN SOFA THROW



Motif 2

With MC, ch 2.

1st row: 3 sc in 2nd ch from hook. Turn.

2nd row: Ch 1. 2 sc in first sc. 1 sc in next sc. 2 sc in last sc. Turn. 5 sc.

3rd row: Ch 1. 1 sc in each sc to end of row. Turn.

4th to 8th rows: Ch 1. 2 sc in first sc. 1 sc in each sc to last sc. 2 sc in last sc. Turn. 15 sc at end of last row.

9th row: As 3rd row.

10th and 11th rows: As 4th row. 19 sc at end of last row. Join Color 2. **Do not** break MC.

12th row: With Color 2, as 4th row. 21 sc.

13th and 14th rows: As 3rd row.

15th row: Ch 1. Sc2tog. 1 sc in each sc to last 2 sc. Sc2tog. Turn. 19 sts. Join MC. Break Color 2.

16th and 17th rows: With MC, ch 1. Sc2tog. 1 sc in each sc to last 2 sc. Sc2tog. Turn. 15 sts at end of last row.

18th row: As 3rd row.

19th to 23rd rows: As 15th row. 5 sts at end of last row.

24th row: As 3rd row.

25th row: Ch 1. Sc2tog. 1 sc in next sc. Sc2tog. Turn. 3 sts.

26th row: Sc3tog. Fasten off.

Make 12 Motifs: 4 each with A, B and C as Color 2.

Motif 3 (make 12 each with MC, A, B and C). Work as given for Motif 1, omitting all references to color changes.


FINISHING

Sew Motifs tog as shown in diagram.




Edging: 1st rnd: Join MC with sl st to any corner of Blanket. Proceed in sc around Blanket, working 15 sc across each Motif and having 3 sc in corners. Join with sl st to first sc.

2nd rnd: Ch 1. 1 sc in each sc around, having 3 sc in corners. Join with sl st to first sc. Fasten off.




AUTUMN SOFA THROW







MOTIF 1

 OR  OR 

MOTIF 2

 OR  OR 

MOTIF 3

 OR  OR  OR 

Preferred Yarn to use from Vardhman Knitting Yarn:

Blanket Yarn, Embrace



Pattern Credit : Yarnspiration